

THANK YOU AND WELCOME TO ELEVATE COMMUNITY!

As a sponsor, you can choose to participate in the development and success of this effort in a variety of ways. Your financial support is essential and greatly appreciated. How you would like to be involved with **Elevate Community** is completely up to you. This guide is designed to clearly outline your options and provide the information **Elevate Branson** needs to assure your wishes are fulfilled in every possible way.

SPONSOR NAME (Company, Organization, Church, Family, Trust, etc.)

PRIMARY CONTACT

EMAIL

PHONE

Sponsorship Level (Check All That Apply):

- ☐ Tiny Home *(Complete Steps 1-4)*
- ☐ Solar Energy Package *(Complete Step 5)*
- ☐ Furniture Package *(Complete Step 6)*
- ☐ Landscaping Package *(Complete Step 7)*

Unless otherwise noted, the SPONSOR NAME listed above will be the exact text used in all promotional uses and sponsor listings. Home sponsors and other sponsorships of \$35,000 and up, can also provide their logos (full color and single color, with both in vector format) for our use.

NOTES:

PRIMARY CONTACT SIGNATURE

DATE

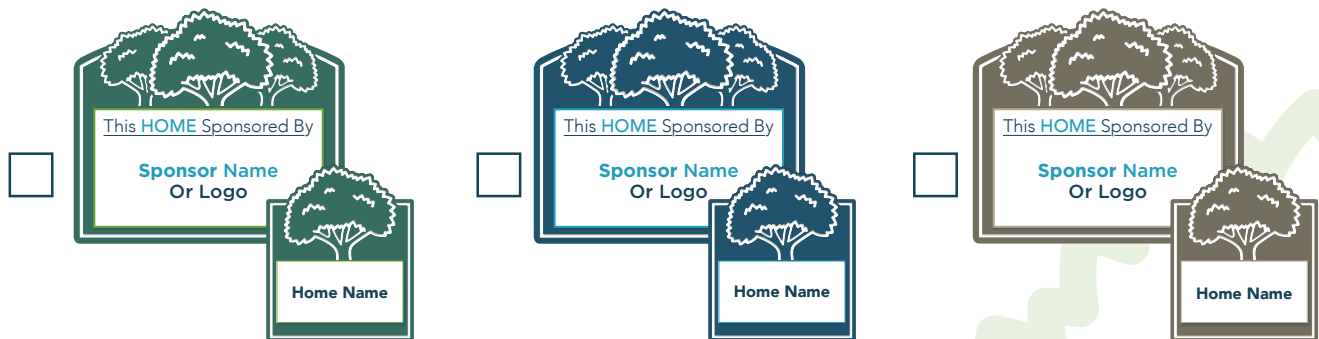
STEP 1: TINY HOME CUSTOMIZATION

Your customization options are listed below. If you do not wish to make one or more of these choices, simply write N/A on the item line and our design team will make the selection for you, in the best interests of **Elevate Community** and its residents.

TINY HOME SPONSOR SIGNAGE

_____ A. Front Porch Recognition Sign

Choose one of the colors from the images below. Sign reads "This HOME Sponsored By" followed by your logo or sponsor name in text.



_____ B. Front Porch Recognition Sign Naming Options

Please choose one of the above options for your front porch recognition sign and, if necessary, fill in the blank(s) on the line below. If choosing the logo option, please be prepared to provide a vector file of the desired logo. Military personnel will be accompanied by their military branch and it's insignia.

- ☐ (Sponsor Name)
- ☐ Logo
- ☐ The _____ Family
- ☐ The _____ & _____ Families
- ☐ (Sponsor Name) In Memory Of _____
- ☐ The _____ Family In Memory Of _____
- ☐ The Family Of _____

Sign Name Blank:

STEP 2: NAMING YOUR TINY HOME

Not everyone names their residence of course, but at **Elevate Community** we like the idea of providing each of the otherwise very similar tiny homes, with a totally unique and meaningful name. As a tiny home sponsor, the name you choose is completely up to you. Below are some creative guidelines and inspiration for your selection. The name you choose for your tiny home will appear on a 10" X 12" vertical plaque (see below) to the right of the front door and stay there, even if home occupancy changes.

1. Because simple is always better, especially for signage, please keep your name to 25 total letters and spaces. Any longer than 25 characters will likely be abbreviated anyway and might miss the original intent of your creative selection.
2. Since the name sign appears on the front of the home, there is no need to add "home, house or cottage" to your name. When you wear a name tag it does not say "human, man or woman" after your name, right?
3. The best names capture the character of the home and the sponsor. It might reflect the core values of your organization, honor a founder, or highlight your mission, vision or goals.
4. If your home is named in memory of a specific person, it is best to choose either the first or last name, a nickname or something special or meaningful to that person. Having the full name of an actual person on a home implies that it is their residence, rather than the name of the home.
5. Some people let a home's design, location or surroundings inspire its name. Others borrow from favorite scripture, literature or poetry. A pronounceable acronym or foreign word or phrase can be used as well. However you determine your home's name, choose it with love, hope and optimism for the resident and the community who will call it home.

OUR HOME NAME:

Name Explanation (*Optional*):

STEP 3: TINY HOME CUSTOMIZATION

EXTERIOR

A. Exterior Paint Color

Choose one color from the Elevate Community paint palette below. Actual painted sample boards are available for viewing at [Elevate Branson](#).



B. Roof Color

Choose one color from the Elevate Community paint palette below. Actual roof samples are available for viewing at [Elevate Branson](#).



INTERIOR

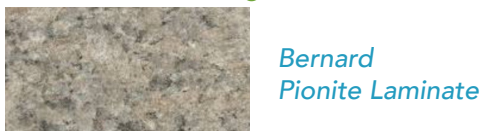
C. Interior Wall Color

This paint has been chosen for all tiny home interiors to make coordination, touch-ups and maintenance consistent and efficient throughout Elevate Community.



D. Countertops

This counter material has been chosen for all tiny home interiors to make coordination, touch-ups and maintenance consistent and efficient throughout Elevate Community.



E. Cabinetry Finish

Choose one of three available finishes for the kitchen, bedroom and bathroom cabinets. Cabinet colors also determine which of three furniture packages will be provided inside your tiny home. You may decide to not select a cabinet finish, so that the furniture package sponsor may make that selection. If you do not want to pick the cabinet color, simply write n/a on the line in front of this selection.



F. Floors

Choose one of the two available flooring finishes below. Actual sample flooring is also available for viewing at [Elevate Branson](#).



STEP 4: CARE TEAM PARTICIPATION

As a tiny home sponsor, you have the opportunity to play an important role in **Elevate Community's** success by providing a volunteer Care Team for your home's resident. Anyone can build housing, but to make a home and a community function correctly, caring people must offer friendship, encouragement and support to their neighbors nearby. Ideally, your **Elevate Community** Care Team has 6-8 members and is a mix of male/female, personality types and skills. Providing help with budgeting, lawn care, cooking, shopping and social skills are some of the ways you may want to assist.

All volunteers working with residents will be given guidelines and training, as well as assistance from the **Elevate Community** staff. As with all our sponsorship options, it is available to you but not required. If you are not able to provide a Care Team for a resident, we will find a team who can, so no **Elevate Community** resident will be without the relational support they need to thrive.

Please choose one of the options below:

____ We would like to provide a Care Team for our sponsored home's resident.

CARE TEAM LEADER *(if different than primary sponsor contact provided)*

PHONE

EMAIL

____ We are not able to provide a volunteer Care Team for our tiny home resident.

**STOP HERE UNLESS YOU ARE ALSO SPONSORING THE SOLAR ENERGY,
FURNITURE, AND/OR LANDSCAPING PACKAGE FOR YOUR HOME.**




STEP 5: SOLAR PACKAGE SELECTION

Tiny home sponsors may choose to add solar power or the solar power package may be sponsored by another donor. If you are providing the solar energy package for this home, your name will appear on the 12" X 24" sign located on the front porch of the home and color coordinated with the tiny home exterior. Signs are limited to four lines of 15 characters each.

If you would like furniture package sponsor recognition, please complete the character blanks below. If you DO NOT want this recognition inside a tiny home, just write N/A on this portion of your form.

This HOME Powered By:

Select Sign Style:

☐  ☐  ☐ 

STEP 6: FURNITURE PACKAGE SELECTION

Tiny home sponsors may choose to select their cabinet finish or leave that choice up to the furniture package sponsor of their tiny home. Either way your name will appear on a 9.25" X 6.5" plaque inside the home near the front door and primary electrical switch. Signs are limited to two lines of 15 characters each.

If you would like furniture package sponsor recognition, please complete the character blanks below. If you DO NOT want this recognition inside a tiny home, just write N/A on this portion of your form.

Furniture Provided By:

Select Sign Style:

☐  ☐  ☐ 

____ Furniture Package

Choose one of three available furniture packages that are pre-selected and coordinated with the cabinetry finish of each tiny home.

☐  ☐  ☐ 

STEP 7: LANDSCAPING SELECTION

Tiny home sponsors may choose to sponsor the landscaping of their tiny home as well. If you are the home's sponsor or the landscaping sponsor only, your name will appear on a 9.25" X 6.5" posted sign outside the home to the right of the entry staircase. Signs are limited to two lines of 15 characters and spaces each.

If you would like landscaping package sponsor recognition, please complete the character blanks below. If you DO NOT want this recognition outside a tiny home, just write N/A on this portion of your form.

Landscaping Provided By:

Select Sign Style:



THANK YOU ONCE AGAIN FOR YOUR GENEROUS SPONSORSHIP OF ELEVATE COMMUNITY!

If you have any questions regarding any of your sponsorship options, selections or recognition, please contact Bryan Stallings at 417.294.1300 or Bryan.Stallings@ElevateBranson.org.

Tiny home sponsors should provide logos in vector format, both in full-color and one-color.

Please return this completed form to:

Bryan Stallings
Elevate Branson
1440 State Highway 248
Suite Q-442
Branson, Missouri 65616

Or by email to Bryan.Stallings@ElevateBranson.org



For More Information About Sponsorships,
Contact Bryan at [417.294.1300](tel:417.294.1300) or Bryan.Stallings@ElevateBranson.org